



*Entry Door Systems*



*Welcome Home*



## Beauty

HGI Entry Systems will add an element of beauty which will be enjoyed by you, the homeowner, as well as every visitor who comes to your door. Lovely stained and painted finishes will highlight the myriad of decorative glass and unique hardware options. Your new front door will add charm, curb appeal and value to your home.

## Strength

All HGI Steel Entry Systems are built using an all-steel construction 22 gauge door which is 33% heavier than competitors doors for security and durability. All HGI FiberStar Entry Doors are constructed with state-of-the-art technology. Laminated composite rails and high impact skins yield outstanding strength and durability.

## Safety

The safety of your home and family is always first. HGI doors offer such features as an 18 gauge steel frame, deadbolt, security plates and tempered safety glass. Our steel edge door has over ten times the strength of a wood edge door to protect against forced entry.

## Energy Savings

HGI doors will insulate better than many walls with a R rating of 15.1. In layman's terms, our door is the best in the industry at keeping the inside in and the outside out. Windows and doors represent the biggest energy loss in most homes. Allow a beautiful HGI door to save you money.

## Lifetime & Beyond Warranty

Like the Amish artisans that live and work near the HOME GUARD factory in Grabill, Indiana, we too craft each door one at a time. We are proud to offer a Lifetime & Beyond Limited Warranty on All HOME GUARD Entry Doors. Our exclusive transferable warranty gives peace-of-mind protection against warping, delamination and twisting of door slab for as long as you own the door...and beyond. Please see our Warranty Card for details.

# Table of Contents

Introducing HGI/Where to Begin .....	2	Majestic Elegance Collection.....	19	Simulated Divided Lites .....	38
Ironwood Steel Door Features .....	3	Mistify Black Collection.....	20	Shaker Series.....	39
FiberStar Fiberglass Door Features.....	4	Mohave Collection .....	21	Roundtop Doors .....	39
HOME GUARD Visualizer .....	5	Nouveau Collection .....	22	Meet ZEEL® .....	40
Bay Point Collection.....	6	Oak Park Collection .....	23	French Doors.....	40
Bristol Collection.....	7	Ovation Collection .....	24	Savannah Patio Doors .....	41
Cadence Collection.....	8	Private Lites Collection .....	25	Blink® Entry Doorglass .....	41
Cobblestone Collection .....	9	Renewed Impressions Collection.....	26	Baldwin/Keyless Hardware .....	42
Dorian Collection .....	10	Topaz Collection.....	27	Schlage Hardware .....	42-43
Dutch Craft Collection .....	11	Vilano Collection .....	28	Pro Match Color System .....	44
Entropy Collection .....	12	Waterside Collection .....	29	Specialty Hardware .....	45
Grace Collection .....	13	Signature Series: Specialty Doors.....	30-31	Freedom Pet Door .....	45
Heirlooms Collection .....	14	Signature Series: Stains/Grains.....	32	Premium Aluminum Storm Doors .....	46-48
Lazarus Collection .....	15	Exclusive Features .....	33	Premium Sliding Patio Doors .....	49-51
Leland Collection .....	16	American Homes Series.....	34-35		
Lexington Collection .....	17	Retro Collection .....	36		
Margate Collection .....	18	Perspectives Collection.....	37		

# HGI 101: How to Build A Door

- 1.) Select a HOME GUARD® door style from the 27 unique families of glass and doors styles.
- 2.) Choose from our seventeen decorator colors or seven hand applied stain finishes for the inside and outside of your new entry door.
- 3.) Select a knob, lever or handleset (even keyless!) from the many styles and finishes offered to compliment your door.
- 4.) Add functionality with a peepsite, knocker, kickplate or magazine slot. Add strength and beauty with our exclusive HGI Cladwrap or Timberframe door frame options.

# Steel Door Features

HOME GUARD IronWood® Paintable Smooth Steel and Stainable Steel Doors are the ultimate in home security, beauty, long-term value and longevity. Increased energy savings, safety, home value, curb appeal, a rock-solid warranty—there are a multitude of reasons to upgrade today to a HOME GUARD door.



HOME GUARD entry doors\* are Energy Star approved and meet strict energy efficiency guidelines set by the EPA and US Department of Energy.

\* Certain door styles do not qualify due to glass options.



HOME GUARD's Exclusive Timberframe® all-composite frame offers all the beauty of wood with none of the headaches. Completely maintenance and worry free, the Timberframe® will not warp, rot, mold or wick water and can be stained to match all HGI door stains. Timberframe® is an option on most HOME GUARD doors.



All doors feature steel edge construction and are fully insulated with an inner core of environmentally friendly polyurethane foam and offer a superior R-factor of 15.1 for the ultimate in energy conservation. Our steel doors are wood-free and will not swell, split, twist, warp or rot like other steel doors with wood rails and lock block.



HOME GUARD's exclusive, patented Adjustable Hinge Plate System® adjusts up or down and in or out for a tighter weatherseal against the elements and gives you increased energy savings. Also a standard feature on all Signature Series Fiberglass Doors.




The door bottom weather-strip slides off and on for easy replacement and forms a weather-tight seal to the threshold. The result is a superior seal that keeps the inside in and the outside out.



Hardware finish matched Ball-Bearing Hinges are standard on all doors and offer the ultimate in smooth operation. Individual ball bearings ensure years of quiet, trouble-free use.



Our exclusive steel "L" frame provides the next measure of security adding strength to your entrance. This crucial element is available on all HGI replacement doors and our adjustable strike plate makes installation easy on every door upgrade.



Duraframe Jamb's are the standard wood frame on all HGI doors and are constructed using an Alaskan Cypress base which repels water preventing the wood from wicking and rotting.



The unequalled security of steel - A wood edge steel door (left) cracked under the force of one hit of a 100 lb. test weight. Steel edge doors (right) did not force open after seven hits of a 100 lb. test weight.




HGI's full 4" X 10" Composite Lock Block has more screw holding power than wood. Injection molded for uniform size, there is no distortion of the door skin typically found with wood lock blocks.

# Fiberglass Door Features

HOME GUARD FiberStar™ Fiberglass Doors are beautifully designed with patented Hydroshield™ technology.

This revolutionary system ensures that water is repelled from the perimeter of the door to eliminate twisting or warping.



Optional Low-Profile, Handicapped Sill Available



Deep detailed embossments create a real wood door look without the maintenance and headaches of real wood.



Fiberglass doors feature a woodgrain texture. These doors can be painted in any of our 17 decorator colors or hand-stained in your choice of our seven Ironwood® stains.



Special exterior rails are used on the perimeter to shut out moisture from all fiberglass doors. Patented Hydroshield® technology ensures against warping, twisting, rotting or splitting...clearly setting our fiberglass doors apart from all the others.




HGI's exclusive Timberframe® all-composite frame offers all the beauty of wood with none of the headaches. Completely maintenance and worry free, the Timberframe® will not warp, rot, mold or wick water and can be stained to match all HGI door stains. Timberframe® is an option on most HGI doors.



The door bottom weather-strip slides off and on for easy replacement and forms a weather-tight seal to the threshold. The result is a superior seal that keeps the inside in and the outside out.



Ball-bearing hinges are standard on all doors and are available in four color choices. Individual ball bearings ensure years of quiet, trouble-free use and provide the ultimate in smooth operation.



Duraframe Jambes are the standard wood frame on all HGI doors and are constructed using an Alaskan Cypress base which repels water preventing the wood from wicking and rotting.



## Environmentally Sound Polyurethane Foam Core

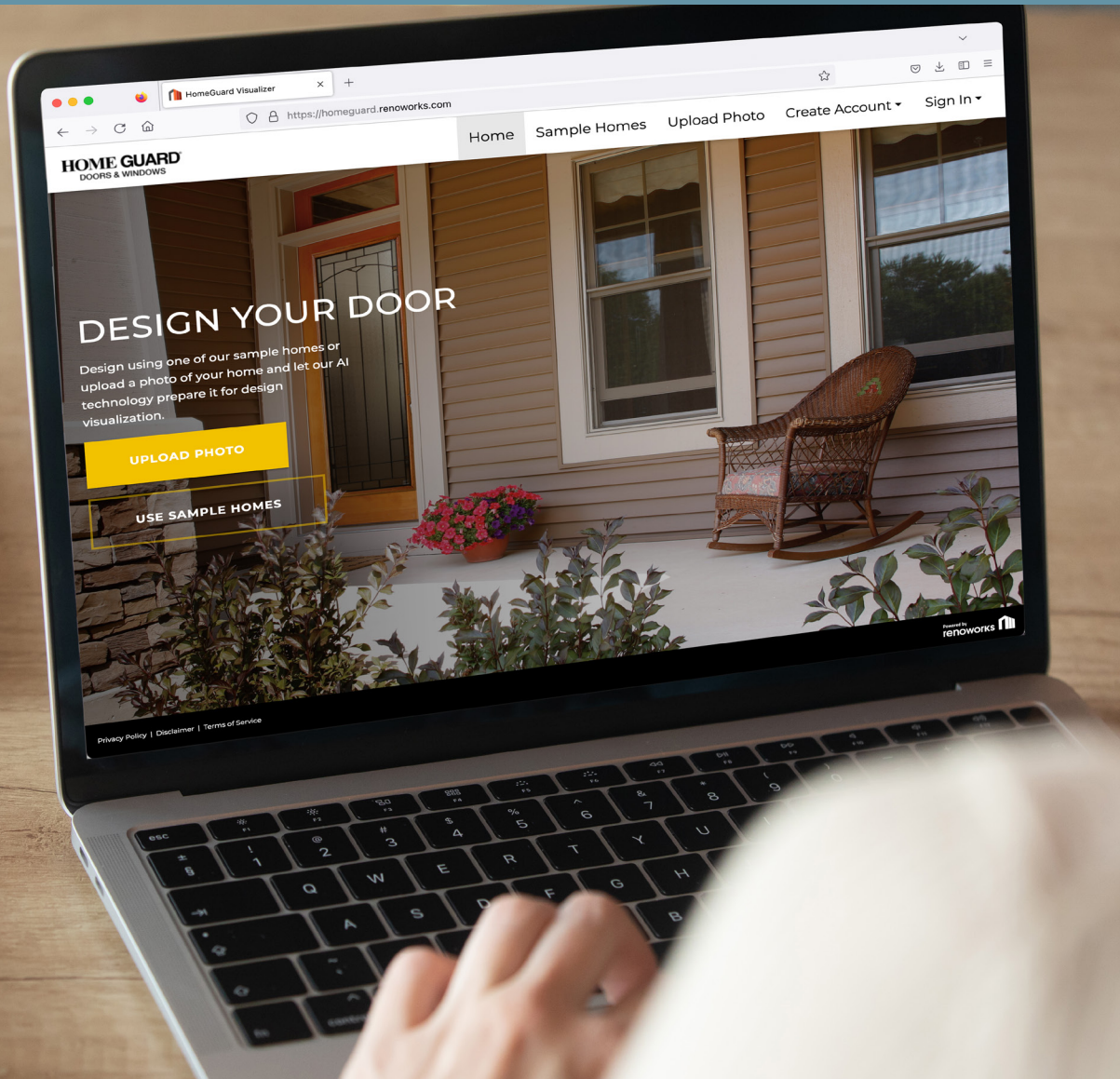

While some other fiberglass door manufacturers still use HCFC-free foam, we are proud to offer a truly "green" door which is completely CFC-free in compliance with the U.S. environmental standards to prevent destruction to the Earth's ozone layer. The advanced polyurethane core used in our doors also enhances the door's soundproofing capabilities and provides insulation properties six times greater than wood.

# HOME GUARD Visualizer

## Design Your Door

Use our design software, take a picture of your home and you can see our doors on your home.


SCAN TO VISIT THE  
**HOME GUARD**  
Visualizer



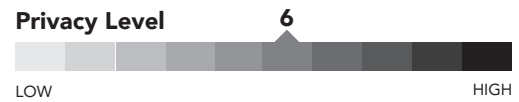
Available  
in Q3

# Bay Point

A contemporary nod to traditional doorglass, Bay Point exudes lived-in luxury with its thoughtful minimalism. Panels of bold texture create a medium level of privacy interspersed with eye-catching patina coming and accents of clear seedy and gray bubble glass to welcome visitors inside.



- Clear Seedy
- Gray Bubble
- Hammered
- Patina Coming



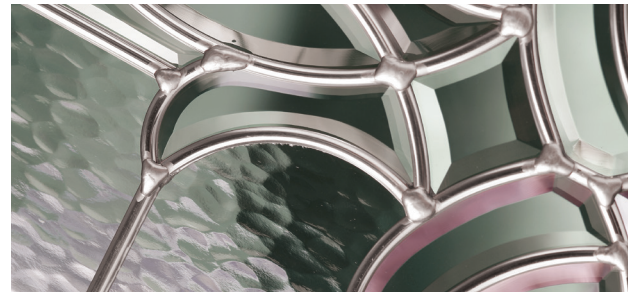
FBP  
SSFBP  
(C,O,M)

FBPSL  
SSFPSL  
(C,O,M)\*

\* Not available in  
Craftsman sidelite

# Bristol

Bristol will add the finishing touch to your home's Classic architecture. Your eye will be drawn to a clear bevel column extending the length of the doorglass. Satin nickel finishing softly defines Bristol's lines. The hammered glass adds a high level of privacy.



**Clear Bevels**

**Hammered Glass**

**Granite Glass**

**Satin Nickel Caming** 

**Privacy Level**

**7**



SBT  
SSSBT  
(C,O,M)




SBTSL  
SSSBTSL  
(C,O,M)




FBT48  
SSFBT48  
(M)



FBT48SL  
SSFBT48SL  
(C,M)



FBT  
SSFBT  
(C,O,M)




FBTSL  
SSFBTSL  
(C,O,M)



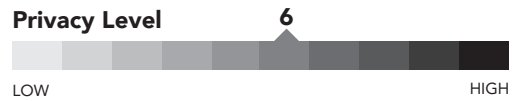
SOBT\*\*

# Cadence

As its name suggests, Cadence flows into floral-inspired bevel clusters defined with a patina finish that creates a bright and Classic entrance with a medium level of privacy.



- Clear Bevels
- Ripple Glass
- Hammered Glass
- Patina Caming



FCD848



FCD48SL  
SSFCD48SL  
(C,M)



FCD48  
SSFCD48  
(M)



FCD  
SSFCD  
(C,M,O)



FCDSL  
SSFCDSL  
(C,M,O)



FOCD\*\*



SOCD\*\*






# Cobblestone

## THE GALLERY COLLECTION

Beautiful geometric lines create a pattern that will compliment a myriad of architectural styles. Gray accents combine with a variety of textured glass for a look that is interesting yet subtle.



Clear Chord Glass  
 Granite Glass  
 Clear Seedy Glass  
 Gray Waterglass

Narrow Reeded Glass  
 Clear Waterglass  
 LowE366 Glass  
 Patina Caming

Privacy Level



SCOB  
 SSSCOB  
 (C,O,M)



SCOBSL  
 SSSCOBSL  
 (C, O, M)



FCOB  
 SSFCOB  
 (C, O, M)



FCOBSL  
 SSFCOBSL  
 (C, O, M)



SSCRCOB




The Gallery Collection is designed and distributed exclusively by HOME GUARD Industries, Inc.

SS: Signature Series | C: Cherry | O: Oak | M: Mahogany

# Dorian

Vertical lines in architecture bring to mind stability and skyward movement. Dorian combines patterns and texture for a high level of privacy and added elegance to your door.



**Scribble Glass**

**Micro-Granite Glass**

**Gray Softwave Glass**

**Black Aluminum Caming**



**Silver Aluminum Caming**



**Privacy Level**

8



LOW

HIGH




SDO  
SSDO  
(C,O,M)

SDOSL  
SSDOSL  
(C,O,M)



FD048  
SSFD048  
(M)



FDO  
SSFDO  
(C, O, M)


FDOSL  
SSFDOSL  
(C, O, M)




# Dutch Craft

## THE GALLERY COLLECTION

Inspired by the revival of the Craftsman Home, the Dutch Craft offers a stunning combination of geometric angles complimented with gray waterglass and deep red accents.



Seedy Glass  
Granite Glass  
Gray Waterglass

Microgranite Glass  
LowE366 Glass  
Patina Caming 


Privacy Level



SDC  
SSDC  
(C, O, M)



SDCSL  
SSDCSL  
(C, O, M)



FDC  
SSFDC  
(C, O, M)



FDCSL  
SSFDCSL  
(C, O, M)



SSCRDC



The Gallery Collection is designed and distributed exclusively by HOME GUARD Industries, Inc.

SS: Signature Series | C: Cherry | O: Oak | M: Mahogany



# Entropy

Sweeping, fluid forms define Entropy and your contemporary design preferences. Circular patterns and a black chrome finish add a dramatic flair, and clear, translucent, and textured glass provides a medium privacy level.



**Clear Glass Bevels**

**Clear Renaissance Glass**

**Glacier Glass**

**Granite Glass**

**Black Chrome Caming**



**Privacy Level 5**



FENTSL (L)  
SSFENTSL-(L)  
(C,O,M)



FENT  
SSFENT  
(C,O,M)



FENTSL (R)  
SSFENTSL-(R)  
(C,O,M)

# Grace

Accent your front door with the graceful styling of a bevel cluster. The Classic look of Grace includes a backdrop of glass textures and a platinum nickel or patina finish. Grace offers a high level of privacy.



Granite Glass  
Micro-Cubed Glass  
Micro-Granite Glass


Clear Bevels  
Nickel Caming




QAGRC



SWGRC



SGRC  
SSSGRC  
(C,O,M)



SGRCSL  
SSSGRCSL  
(C,O,M)



FGRC48  
SSFGRC48  
(M)



FGRC48SL  
SSFGRC48SL  
(C,M)



FGRC  
SSFGRC  
(C,O,M)



FGRCSL  
SSFGRCSL  
(C,O,M)



SOGRC\*\*

# Heirlooms

The value you place on history makes Heirlooms your perfect choice. Its deeply cut bevels and satin nickel or brass finish create a Classic design that endures, just like family treasures that lie within your home. Heirlooms offers a medium privacy level.



**Granite Glass**

**Glue Chip Glass**

**Clear Bevels**

**Brass or Satin Nickel Caming**




**Privacy Level**

**6**



S836HM



SHM  
SSSHM  
(C,O,M)



SHMSL  
SSSHMSL  
(C,O,M)



FHM48  
SSFHM48  
(M)



FHM48SL  
SSFHM48SL  
(C,M)



FHM  
SSFHM  
(C,O,M)



FHMSL  
SSFHMSL  
(C,O,M)



SOHM\*\*



FOHM\*\*



NHM



SWHM



# Lazarus


## THE GALLERY COLLECTION

Timeless patina caming and a beautiful center cluster are combined in this stunning glass. Sunlight will dance through your doorway with the aid of clear beveled detail.



Clear Bevels  
Artic Glass  
Clear Jewel Facets

Granite Glass  
LowE366 Glass  
Patina Caming 



SLAZ  
SSSLAZ  
(C,O,M)



SLAZSL  
SSSLAZSL  
(C, O, M)



FLAZ  
SSFLAZ  
(C, O, M)



FLAZSL  
SSFLAZSL  
(C, O, M)



The Gallery Collection is designed and distributed exclusively by HOME GUARD Industries, Inc.



# Leland

## THE GALLERY COLLECTION

Pointed symmetrical arches frame the Leland both on the top and bottom. This very private glass will compliment any homestyle from elegant to traditional.



**Double Glue Chip Glass**  
**Gray Waterglass**  
**LowE366 Glass**  
**Patina Caming** ●



FLEL  
 SSFLEL  
 (C, O, M)



FLELSL  
 SSFLELSL  
 (C, O, M)



SLEL  
 SSSLEL  
 (C, O, M)



SLELSL  
 SSSLELSL  
 (C, O, M)



SSCRLEL

The Gallery Collection is designed and distributed exclusively by HOME GUARD Industries, Inc.



SS: Signature Series | C: Cherry | O: Oak | M: Mahogany





# Lexington

## THE GALLERY COLLECTION

Clean and contemporary describes the Lexington doorlight and sidelight. A variety of glass textures used in a woven pattern diffuses the sun's light in a multitude of ways.



Clear Waterglass

Double Granite Glass

Clear Bevel Glass

Clear Glass

Clear Vechhio

LowE366 Glass

Patina Caming



Privacy Level

9



SLEX  
SSSLEX  
(C, O, M)



SLEXSL  
SSSLEXSL  
(C, O, M)



FLEX  
SSFLEX  
(C, O, M)



FLEXSL  
SSFLEXSL  
(C, O, M)




The Gallery Collection is designed and distributed exclusively by HOME GUARD Industries, Inc.

SS: Signature Series | C: Cherry | O: Oak | M: Mahogany


Available  
in Q3

# Margate

Margate's lattice design draws inspiration from the overlapping growth of palm leaves for an easy-breezy yet elevated entryway. Frosted glass and platinum coming cross between sparkling granite textures to create a maximum level of privacy and a stand-out first impression.




Iced Granite  
Frosted  
Platinum Nickel




SMA  
SSSMA  
(C, O, M)

SMASL  
SSSMASL  
(C, O, M)



FMA48  
SSFMA48  
(M)

FMA48SL  
SSFMA48SL  
(C, M)




FMA  
SSFMA  
(C, O, M)

FMASL  
SSFMASL  
(C, O, M)

# Majestic Elegance

Majestic's formal pattern of bevels and glass, accented with gray shades, is the epitome of Classic design. Choices of brass, platinum nickel, and patina finishes complement your door's hardware. Majestic provides a medium level of privacy.



**Glue Chip Glass**

**Clear Bevels**

**Patina Caming** ●

**Privacy Level**




S836ME



SMESL  
SSSMESL  
(C,O,M)



SME  
SSSME  
(C,O,M)



FME  
SSFME  
(C, O, M)



FMESL  
SSFMESL  
(C, O, M)

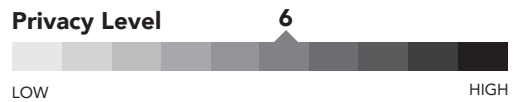


# Mistify Black

Mistify is the playful combination of pattern and texture. The black drizzle pattern is fused to softly textured glass, resulting in a mesmerizing statement piece for any modern entryway and privacy for the home. This contemporary doorglass design is offered with black grilles between glass for a clean, divided look or as a single doorlight.



**Textured Glass**  
**Black Ceramic Frit**



SMYB  
SSSMYB  
(C,O,M)



SMYBSL  
SSSMYBSL  
(C,O,M)



FMYB48  
SSFMYB48  
(M)



FMYB  
SSFMYB  
(C,O,M)





FMYBSL  
SSFMYBSL  
(C,O,M)



# Mohave

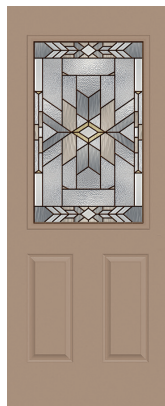
Shades of the desert accent your home's entrance door. A blend of amber, bronze, and gray shades and a mix of translucent, clear, and textured glass make a Craftsman statement. Mohave features an oil-rubbed bronze finish and high privacy level.



- Micro-Iced Granite Glass**
- Gray Soft Wave Glass**
- Bronze Soft Wave Glass**
- Pale Amber Soft Wave**
- Clear Bevels**
- Streamed Glass**
- Small Hammered Glass**
- Oil-Rubbed Bronze Caming** 



S836MO



SMO  
SSSMO  
(C,O,M)




SMOSL  
SSSMOSL  
(C,O,M)



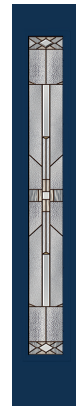
FMO48  
SSFM048  
(M)



FMO48SL  
SSFM048SL  
(C,M)



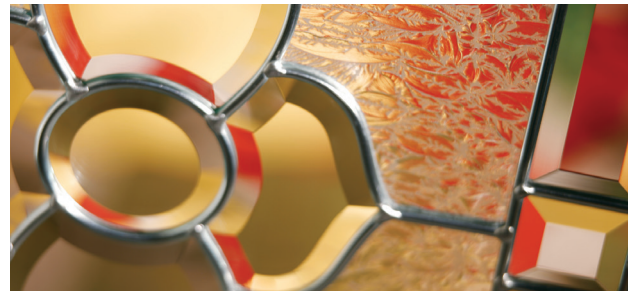
FMO  
SSFMO  
(C,O,M)



FMO48SL  
SSFMO48SL  
(C,M)

# Nouveau

Nouveau places a brilliant bevel cluster at its center and frames it with a Classic bevel and translucent glass design. Complement your door hardware or home colors with a choice of brass, platinum nickel or patina finish. Nouveau offers a medium level of privacy.



Clear Bevels

Glue Chip Glass

Platinum Nickel or Patina Caming



Privacy Level

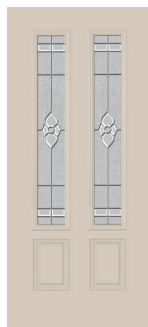
6



SNO  
SSSNO  
(C,M,O)




SNOSL  
SSSNOSL  
(C,M,O)



FNO848



FNO48SL  
SSFNO48SL  
(C,M)




FNO48  
SSFNO48  
(M)



FNO  
SSFNO  
(C,M,O)



FNOSL  
SSFNOSL  
(C,M)



SONO\*\*



FONO\*\*



QANO



SWNO



NNO

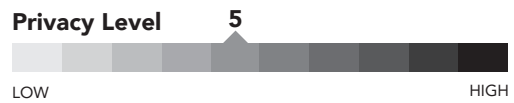
# Oak Park

When you think Craftsman style, you're thinking Oak Park. A patina finish and handcrafted, textured glass create a striking geometric pattern reminiscent of Arts and Crafts design. Four glass types create a bright entryway and medium privacy level.



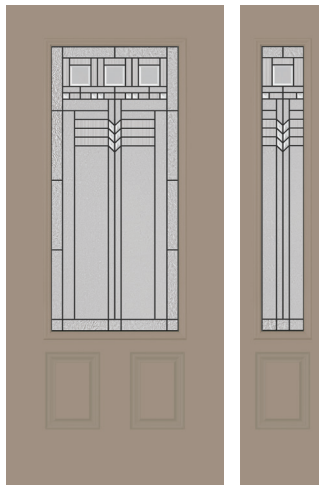
**Crinkle Glass**  
**Thin Reed Glass**  
**Clear Bevels**

**Clear Seedy Glass**  
**Patina Caming**



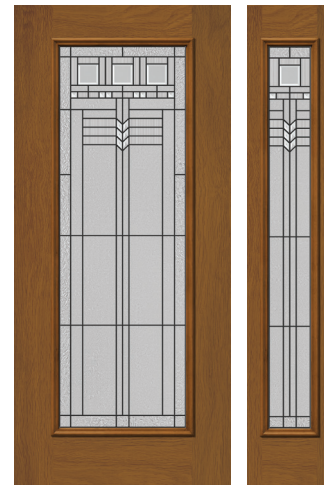
SOP  
 SSSOP  
 (C,O,M)

SOPSL  
 SSSOPSL  
 (C,O,M)



FOP48  
 SSFOP48  
 (M)

FOP48SL  
 SSFOP48SL  
 (C,M)



FOP  
 SSFOP  
 (C,O,M)

FOPSL  
 SSFOPSL  
 (C,O,M)



# Ovation

## THE GALLERY COLLECTION


The Ovation glass creates a stately entryway by featuring a large oval woven into a full lite glass. Ovation is pure elegance accented by traditional simple lines.



Double Glue Chip Glass  
Clear Bevel  
Clear Waterglass

Granite Glass  
LowE366 Glass  
Patina Caming

Privacy Level



FOV  
SSFOV  
(C, O, M)



FOVSL  
SSFOVSL  
(C, O, M)



SS3POV  
(SS Only)  
(M)

The Gallery Collection is designed and distributed exclusively by HOME GUARD Industries, Inc.



SS: Signature Series | C: Cherry | O: Oak | M: Mahogany

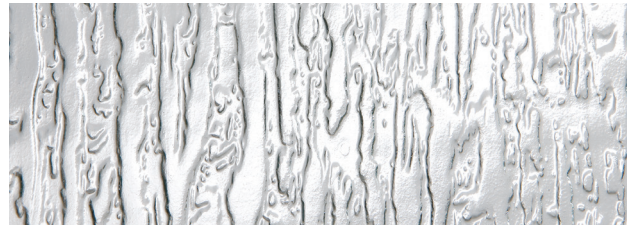


# Private Lites

The Private Lites Series features a glass style of Textured Rainglass. Textured Rainglass will add beauty to any door, interior or exterior, while affording the ultimate privacy.



Textured Rainglass



Textured Rainglass

Privacy Level



LOW

HIGH



SWPL



S836PL



NPL



SPL  
SSSPL  
(C,O,M)



SPLSL  
SSSPLSL  
(C,O,M)



FPL48  
SSFPL48  
(M)



FPL48SL  
SSFPL48SL  
(C,M)




FPL  
SSFPL  
(C,O,M)



FPLSL  
SSFPLSL  
(C,O,M)

# Renewed Impressions

The sweeping floral patterns of our signature Impressions decorative glass are elegantly refreshed with platinum nickel coming to create Renewed Impressions. The Contemporary design's textured surface offers a high privacy level.



**Streamed Glass**

**Iced Granite Glass**

**Clear Bevels**

**Clear Renaissance Glass**

**Platinum Nickel Caming**




**Privacy Level**

**7**



SWRLI



S836RLI



SRLISL  
SSSRLISL  
(C, O, M)



SRLI  
SSSRLI  
(C, O, M)



FRLISL  
SSFRLISL  
(C,O,M)



FRLI  
SSFRLI  
(C,O,M)



SORLI\*\*



# Topaz

If you appreciate attention to detail, you'll like Topaz's subtle pops of color, focal bevel cluster, and patina finish. These "jewels" combine to create a Craftsman-style doorglass that adds beauty to your home's entryway and a high level of privacy.



**Bronze Seedy Glass**

**Thin Reed Glass**

**Clear Bevel**

**Micro-Granite Glass**

**Patina Caming** ●


**Privacy Level**



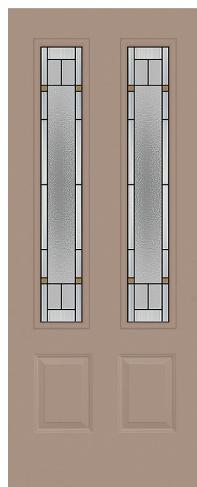
STPZ  
SSSTPZ  
(C,O,M)



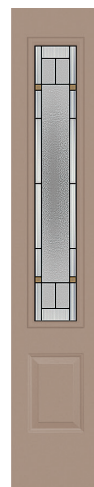
STPZSL  
SSSTPZSL  
(C,O,M)



FTPZ48  
SSFTPZ48  
(M)



FTPZ848  
(M)



FTPZ48SL  
SSFTPZ48SL  
(C,M)



S836TPZ



FTPZ  
SSFTPZ  
(C,O,M)



FTPZSL  
SSFTPZSL  
(C,O,M)

Available  
in Q3

# Vilano

Bring a piece of modernist art to your front door with Vilano, an asymmetrical design that's not afraid to make a statement. Clear bevels provide a jewel-like accent between gray bubble and frosted glass, tied together with patina caming for curb appeal with high privacy.



**Gray Bubble**  
**Frosted**  
**Clear Bevels**  
**Black Chrome Caming**



SVIL  
SSSVIL  
(C,O,M)



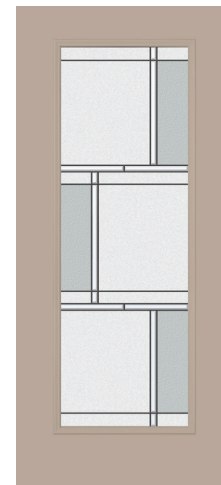
SVILSL  
SSSVILSL  
(C,O,M)




FVIL48  
SSFVIL48  
(M)



FVIL48SL  
SSFVIL48SL  
(C, M)



FVIL  
SSFVIL  
(C, O, M)



FVILSL  
SSFVILSL  
(C, O, M)

# Waterside

Natural, free-flowing movement extends the length of Waterside and brings to mind a flowing river or grasses swaying in the breeze. Waterside offers a high privacy level.



Clear Softwave Glass

Streamed Glass

Black Chrome Caming 

Privacy Level



SWAT  
SSSWAT  
(C, O, M)




SWATSL  
SSSWATSL  
(C, O, M)



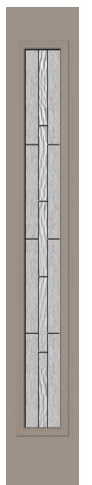
FWAT48  
SSFWAT48  
(M)



FWAT48SL  
SSFWAT48SL  
(C, M)



FWAT  
SSFWAT  
(C, O, M)



FWATSL  
SSFWATSL  
(C, O, M)

# Signature Series | Specialty Doors

2 Panel Archtop Plank  
Cherry Grain/Cherry Stain



SS2PPL

SS2PPLSL


Craftsman  
Fir Grain/Colonial Oak Stain



SSCRDL

Shown standard without  
Dentil Shelf

Craftsman door & sidelites  
shown with Topaz glass.



## Available Craftsman Glass Styles

Details of the Craftsman  
Fiberglass Fir Grain Construction



NOTE: Dentil Shelf optional on fiberglass  
Fir Grain Craftsman only.

Oak Park



SSCROP

SSCROPSL

Paris



SSCRPAR

SSCRPARSL

Topaz



SSCRTPZ

SSCRTPZSL

Privacy - Rain



SSCRDGC

SSCRDGC SL

Divided Lites



SSCRDL

SSCRCLQLSL

Clear Glass

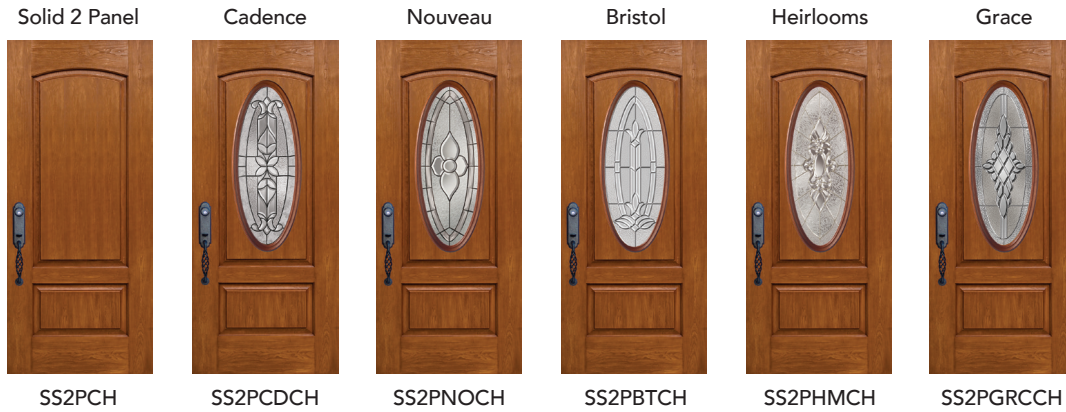


SSCRCL

SSCRCLSL

# Signature Series | Specialty Doors

## 2 Panel Designs Available in Cherry Grain



## 3 Panel Designs in Mahogany Grain



3 Panel door shown with Heirlooms glass design.



## 8 Panel Center Arch – Cherry Grain



## 3/4 Side Lites Cherry Grain




Heirlooms Detail



Cadence Detail



Grace Detail



Bristol Detail

# Signature Series

## Door Styles and Available Wood Grains

**8 Panel Center Arch**  
Cherry



**6 Panel**  
Cherry, Oak or Mahogany



**2 Panel**  
Cherry



**2 Panel Arch Top Plank**  
Cherry



**Craftsman**  
Fir



**3 Panel**  
Mahogany




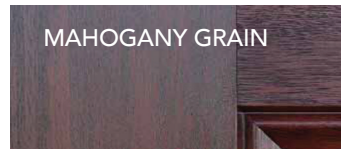
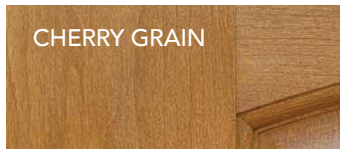
Note: The selections shown here are grain choices and each is available in one of our seven stain colors shown

# Signature Series

## Natural Fiberglass Grains

### The beauty of natural wood, improved.

HGI's Signature Door Series features a patented grain technology process that authentically replicates any natural surface. The door process begins by hand, selecting the most desirable wood pieces which are then used to build a real wood door. A silicone casting accurately picks up the finest details of the wood grain which are transferred to the door mold using our Nickel Vapor Deposition Technology. The resulting mold is utilized to produce the fiberglass skin of each Signature Series door. The result is a breathtaking reproduction with random grain depths and all the natural characteristics of natural wood, but free from the warping, bowing, delamination and moisture issues that plague real wood doors. Born from real wood but vastly improved upon by state-of-the-art technology. The best of both worlds: HGI Signature Series Doors.




### Available Stains

Colonial Oak Stain Shown on Oak Grain



Mahogany Stain shown on Mahogany Grain



Cherry Stain shown on Cherry Grain



Harvest Gold Stain shown on Cherry Grain



### Exclusive Adjustable Frame



### THE DETAIL IS OUR SIGNATURE

Every Signature Series Entry Door is equipped with HGI's exclusive, patented adjustable hinge plate system. The door hinge is adjustable both vertically and horizontally to deliver the perfect fit on the door frame. The result is superior ease of operation and an industry leading weather-seal against the elements. The bottom line: increased energy savings.





# HOME GUARD Exclusive Features

## CLADWRAP®



### CLADWRAP®

Machine-formed Aluminum Cladding System for ALL HOME GUARD Entry System Doors

CLADWRAP® is a factory-formed, pre-fit cladding system that provides a beautiful, protective coating for the door jamb and brick mold. Available in both coordinating and complimentary colors, our unique cladding system offers:

- Jamb Protection
- Lasting Beauty
- Freedom from Maintenance
- Textured Finish




Please refer to page 44 for our complete color palette.

## Hinged Sidelite



The HGI hinged sidelite units gives homeowners an option to compliment their entry with clear or decorative glass while allowing operation for full clearance in the opening. The sidelite portion of these door systems operates exactly like the less active side of a double door with an astragal which closes out the weather and secures into the opening with head and foot pins which engage into the top of the door frame and threshold. Beautiful and functional...another HGI exclusive.



Available in 12" & 14" Fiberglass or Signature Fiberglass only. Jamb outer dimension width will be 7/8" less than standard door and sidelite combo. Wider trim may be necessary.

## Timber Frame



### TimberFrame®

#### Hand Finished Composite Jambs & Brickmold

HOME GUARD® is proud to offer TimberFrame® Jambs and Brickmold. These beautiful, hand-stained jambs and brickmold are the perfect compliment to the Ironwood® collection of Stained Steel Entry Doors

TimberFrame® jambs and brickmold are stained to match Ironwood® doors and all are protected with a GuardCoat coating for years of lasting and durable beauty. Add the look and beauty of wood to your home's entrance with the added strength and security of steel... but with none of the headaches.

- Hand Stained To Match All HOME GUARD® Door Stains
- Completely Maintenance & Worry-Free
- Will Not Wick Water
- Will Not Warp, Rot or Mold
- 100% Composite Material
- Available for Single Doors, Double Doors & Single Doors With Sidelites



## Burglar Guard Strike



The Burglar Guard is an innovative HGI exclusive feature that transforms a standard wood door jamb into a high security entryway. The Burglar Guard replaces the entire strike portion of the jamb with two walls of heavy steel for the ultimate protection against forced entry. The Burglar Guard also has two 2-way jamb adjusters to create the perfect margin between the door and the jamb which are accessible simply by removing the strike plates. The strike plates are also adjustable in and out to offer the correct point of insertion for both the deadbolt and the latch.

- 2-Way Jamb Adjuster
- Adjusts latch for both deadbolt & strike
- Allows for perfect weatherstrip compression
- Allows door to close and latch at exactly the right point
- Virtually eliminates kick-in
- Available on single doors and sidelight units

# American Home Series

To let the sun shine through, choose clear glass for these traditional door styles. For privacy, many American Home series doors may be available as a Private Lite, such as textured rain glass. Please contact your HGI Inside Sales Representative for availability and pricing.



F1\*\*\*



S1  
SSS1  
(C,O,M)



N1




HDAT1



E1\*\*\*



S2




F4\*\*\*



S4



NCL



F2\*\*\*



QACL



F3\*\*\*



SW




S3



F10  
SSF10  
(C,O,M)



F15\*  
SSF15\*  
(C,O,M)



FTENEXT  
SSFTENEXT  
(C,O,M)




STLCRAFT6LIT  
STLCRAFT  
(Clear Glass)

# American Home Series

Most HOME GUARD® American Home Series™ Doors with glass are provided with external high performance grids. All glass units are tempered safety glass with warm edge spacer systems. All glass frames are high performance thermal composite material guaranteed not to crack or warp.



SSFSL-59



F016\*\*\*



S5  
SSS5  
(C,O,M)




F648  
SSF648  
(M)



SV6\*\*  
SSSV6\*\*  
(C,O,M)




F1248  
SSF1248  
(M)



S11RT



S9\*  
SSS9\*  
(C,O,M)



F5\*\*\*



FPRINT-X  
SSFPRINT  
(C,O,M)



S2SL



F5SL\*  
SSF5SL\*  
(C,O,M)




F448SL  
SSF448SL  
(C,M)



S3SL\*  
SSS3SL\*  
(C,O,M)



FSL  
SSFSL  
(C,O,M)



F48SL  
SSF48SL  
(C,M)



SSL  
SSSSL  
(C,O,M)



FPRINTSL  
SSFPRINTSL  
(C,O,M)

X - Internal Grids Only \*Also available with internal grids (Doors: pages 20-24, Sidelites pages 32-34 in price book), white only.

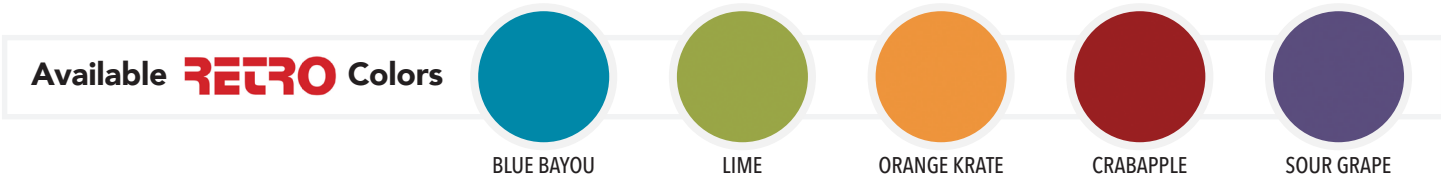
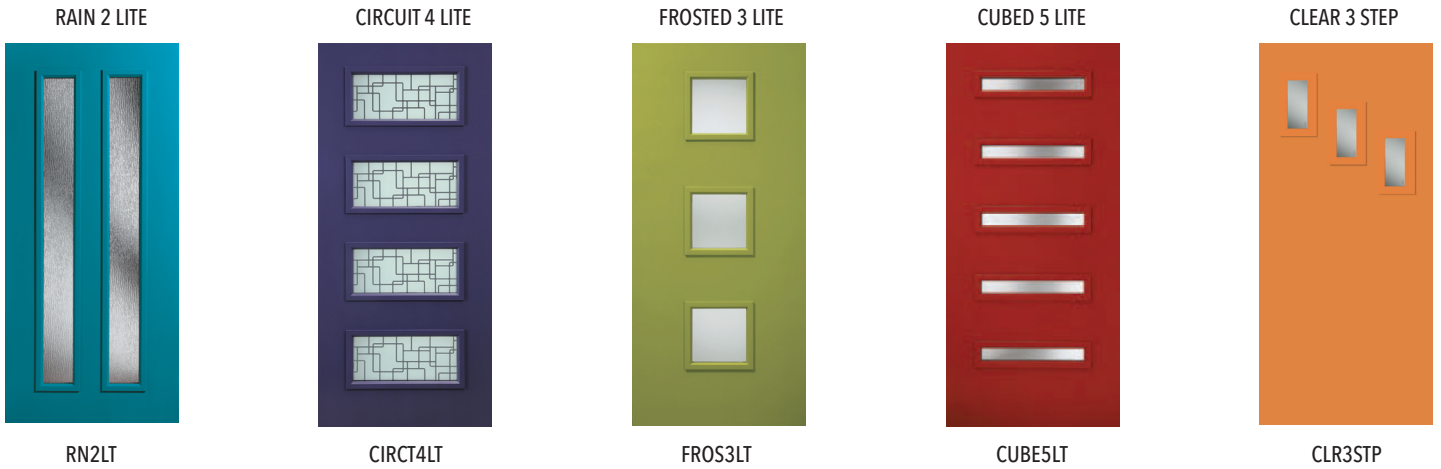
\*\*Glass Frame SV-6 Always White \*Also available in clear glass SS: Signature Series | C: Cherry | O: Oak | M: Mahogany | \*\*\*Not Available in Fiberglass

# RETRO by HOME GUARD Industries

# RETRO

Trends come and go. Good design lasts. As do good memories of homes you grew up in and architectural styles you've admired. HGI's Retro Collection celebrates the best of your design history. Architectural style is what gives a home character. The charm of bungalows. The geometric

patterns of mid-century minimalism. Because you're inspired by your home's architecture or the vision of the one you're building, our Retro Collection is for you. It's the finishing touch for the discerning homeowner who appreciates a touch of timeless design and bold color strokes.



Note: RETRO door require the use of Timberframe (refer to page 44). Matching Clapwrap® not available for Retro Colors. All glass designs available in all sizes shown above via special request, contact customer service for details. All Retro Series Doors are shown as 36 x 80. Also available in 34 x 80 and 36 x 84 however the appearance will be slightly altered due to the glass placement / spacing.


# Perspectives Textured Doorglass

Views and textures from around the world led to this diverse collection of privacy glass styles for your entry door.



## Chinchilla

As touchable as its namesake, Chinchilla's fine lines and organic, fur-like texture create a striking wave pattern when seen from afar. It offers a high level of privacy to your home.



FCHA  
SSFCHA  
(C,O,M)



FCHASL  
SSFCHASL  
(C,O,M)



## Cumulus

Whether soft wisps of clouds or a 30,000-foot view of mountainous terrain, Cumulus takes a view from afar and brings it down to earth in your entryway door. Offers a high privacy level.



FCMS  
SSFCMS  
(C,O,M)



FCMSSL  
SSFCMSSL  
(C,O,M)



## Linen

Whether reminiscent of a soft linen shirt or an elegantly embroidered linen tablecloth, Linen's lightly etched glass and woven pattern complement casual or formal entryway designs. The translucent white glass and soft moiré of Linen's threads give it a high privacy level.



FLNN  
SSFLNN  
(C,O,M)

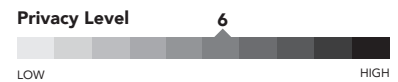


FLNNLSL  
SSFLNNLSL  
(C,O,M)



## Vapor

Reminiscent of Northern Lights, Vapor creates an ethereal play of light and shadow and a medium level of privacy for your entryway.



FVPR  
SSFVPR  
(C,O,M)



FVPRSL  
SSFVPRSL  
(C,O,M)

# Simulated Divided Lites

Contemporary SDL doors create a truly extraordinary front door that will enamor friends and family as they enter your home to create endless memories. Make a statement entry with these beautiful contemporary styles. All doors pictured are 36 x 80. Any other size will alter the look of the door glass.



SDL2PNL



SDL3PNL



SDL4PNL



SDL5PNL



SDL6PNL



SDL7PNL



SDL2PNLCL



SDL2PNLCLSLSL



SDL3PNLCL



SDL3PNLCLSLSL



SDL4PNLCL



SDL4PNLCLSLSL



SDL5PNLCL



SDL5PNLCLSLSL



SDL6PNLCL



SDL6PNLCLSLSL




SDL7PNLCL

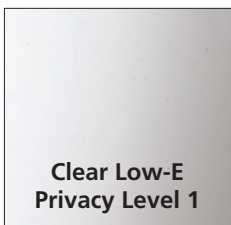


SDL7PNLCLSLSL


All doors above are standard with clear glass only. If you would like any of the decorative styles below, you must choose that style specifically when ordering.



Chinchilla  
Privacy Level 9



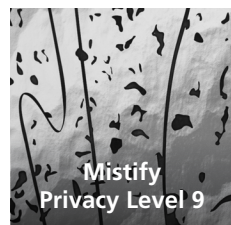
Clear Low-E  
Privacy Level 1



Cumulus  
Privacy Level 8



Linen  
Privacy Level 8



Mistify  
Privacy Level 9



Rain  
Privacy Level 9

# Shaker Series

Shaker simplicity inspires HGI's new Smooth Steel Door collection, including one, two and three panel styles. The clean lines and sleek design fits numerous architectural styles from traditional to contemporary. The Shaker door styles are available in 2/8 and 3/0 widths.



SMSHAK1  
1-PANEL SHAKER



SMSHAK2  
2-PANEL SHAKER



SMSHAK3  
3-PANEL SHAKER



The minimalism characteristic of the Shaker style is ideal for anyone looking to add traditional or craftsman style to their home.

# Roundtop Entry Doors

HGI is proud to be one of a handful of manufacturers who have perfected the art of producing high quality roundtop and archtop entry doors. These beautiful and unique doors are made from 22 gauge steel and include a factory-installed steel cap. The HGI Roundtop door can be ordered as a replacement frame unit or as a Timberframe new construction unit. Our roundtops make a perfect, energy saving replacement for antiquated wood doors. Available in 17 baked-on color options or 7 beautiful woodgrain hand-stained finishes, these doors exude charisma and rustic charm, while maintaining modern operation, longevity and energy efficiency.



- 22 Gauge Steel
- Factory Steel Cap
- Replacement Frame or Timberframe® New Construction
- Beautiful renovations
- Wood grains to replace Wood doors
- Archtops are also available

\*Glass style available in round top only. Due to the size of the F17RT glass frame, there is a visible seam on the outer rail.



## Meet ZEEL®

**A minimal design with endless opportunities—ZEEL frames provide a flush-glazed look with the decorative glass styles homeowners desire.**

**Sleek & Minimal** - Designed to be stained or painted, ZEEL blends seamlessly into the entry door, allowing the doorglass to take center stage. This clean, **low-profile look** offers an alternative to flush-glazed doors that provides the style homeowners desire.

**Strongest Yet - FiberMate Plus®** exceeds performance expectations in extreme environments, resisting scalloping and warping in severe temperatures and direct sunlight even when painted dark colors.

**Innovative Clip System** - ZEEL eliminates the need for screws and cumbersome screw hole covers with an innovative clip system. This allows each frame to sit flush.



## French Doors

Double doors, or “French Doors” as they are called, offer the opportunity for full access to your home or business. Very helpful for the occasional furniture move and a wonderful way to bring in lots of light or decorative glass accents. Double doors are available with hardware on the primary active door or both the active and secondary door as an option. Double doors are equipped with a state of the art astragal that has a weather close out seal that travels up and down with the internal head and foot bolts. For a classic look consider a HGI french door set available in all door styles, color and stain options. All door styles are available as French/Double Doors.



Easy to operate bolts that secure the secondary door top and bottom



Close out seal travels with slide bolts to ensure a good seal without the usual wear and tear.



# Savannah | Patio Door Systems

Savannah Patio Doors are constructed to allow for one operational door hinged off of one fixed door panel. All units include a high quality screen for ventilation. The Savannah has been downsized slightly for easy replacement of standard size sliding doors or it can now be ordered to replace full-size 6' door units. All Savannah units are constructed using our heavy 22 gauge door and carry the exclusive Lifetime & Beyond Warranty. Savannah Patio Doors are available in woodgrain steel. **Savannah Patio Doors are available in ANY full view glass style!**



Heavy-Duty Reinforced Screen w/White Frame (Optional Painted Frame Available)



Deadbolt & Leverset Available in Polished Brass, Satin Nickel and Matte Black



The Endura sill offers a non-conductive, high seal adjustable sill in a composite material that is guaranteed for life.



PDF10



PDFTENEXT



PDF15



PDFRLB



PDFMYB



PDFPL



PDFCHA



PDFCMS



PDFLNN



PDFVPR

## Enclosed Blinds

**blink** ENTRY DOORGLASS

Blinds built right in-between the clear insulated glass let you control light and privacy with ease while forever eliminating dust and damage. Perfect for entry doors, sidelites and Savannah patio doors, where decorative glass is not required. All styles available in white. Other custom colors available as noted.

### Standard Colors

White



### Non Stock Colors

Tan, Espresso, Sand, Silver Moon, or Slate Gray




FRLB  
SSFRLB  
(C,O,M)



FRLBSL  
SSFRLBSL  
(C,O,M)



S836RLB



SRLB  
SSSRLB  
(C,O,M)



SRLBSL  
SSSRLBSL  
(C,O,M)



SRLB9Lit  
SSSRLB9Lit  
(C,O,M)



FRLB48  
SSFRLB48  
(M)

White is standard. Optional, non-stock custom colors Espresso, Sandstone, Silver Moon, Slate Gray and Tan available in Full Lite and Half Lite sizes. See your HGI dealer for actual color samples.

# BALDWIN®

Baldwin is about creating a signature look that seamlessly blends hardware with the personality of its owner. Backed by an industry leading limited 25-year finish warranty. Leave a lasting impression with Baldwin.



Adirondack  
Handleset  
Dark Bronze



La Jolla  
Handleset  
Matte Black



Longview  
Handleset  
Dark Bronze



Napa  
Handleset  
Satin Nickel



Santa Cruz  
Handleset  
Satin Nickel



Seattle  
Handleset  
Satin Nickel

STYLE	TYPE	Dark Bronze	Venetian Bronze	Satin Nickel	Matte Black
Adirondack	Combo	●			
La Jolla	Combo		●	●	●
Longview	Combo	●			



**SOLID CONSTRUCTION  
FEEL THE DIFFERENCE**

STYLE	TYPE	Dark Bronze	Venetian Bronze	Satin Nickel	Matte Black
Napa	Combo		●	●	
Santa Cruz	Combo		●	●	●
Seattle	Combo		●	●	●



## Smart phone. Smart home.

Works with a smartphone right out of the box – no need for a smart home or security system.

Use the app to update the lock to the latest features.

Built-in alarm technology senses potential door attacks.

Highest industry ratings for residential security, durability and finish.


Schedule access codes so guests can only enter when you want.

Lock holds up to 30 access codes.

### FE489 Schlage Sense™ Smart Deadbolt

STYLE	SATIN NICKEL	MATTE BLACK	AGED BRONZE
Camelot trim with Georgian knob	✓		✓
Century trim with Latitude lever	✓	✓	






Camelot  
Aged Bronze




Century  
Satin Nickel



Plymouth  
Satin Nickel



Georgian  
Satin Nickel



Camelot  
Satin Nickel



Plymouth handleset  
with Georgian knob  
in Bright Brass



Camelot handleset  
with Accent lever in  
Satin Nickel



with Latitude lever in  
Matte Black

Georgian  
Knob

Bowery  
Knob

Accent  
Lever

Latitude  
Lever

Note: Any handleset can be paired with any interior knob or lever shown here.

STYLE	BRIGHT BRASS	SATIN NICKEL	MATTE BLACK	AGED BRONZE
Georgian	✓	✓	✓	✓
Bowery		✓	✓	✓
Accent	✓	✓	✓	✓
Latitude		✓	✓	✓
Camelot	✓	✓	✓	✓
Plymouth	✓	✓	✓	✓
Century		✓	✓	✓

FINISHING  
OPTIONS



Bright Brass  
605



Satin Nickel  
619



Matte Black  
622



Aged Bronze  
716

# Pro Match Color System | Color and Stain Options



With our exclusive HGI Pro Match Color System, you can have an exact match between Entry Doors, Windows, Patio Doors, Clad Wrap and ten Solid Storm Door colors.

Most HOME GUARD steel and fiberglass entry doors are available in an optional embossed woodgrain for the ultimate wood look finish. All steel doors are zinc-galvanized, primed and painted with a baked-on, high quality exterior paint. Of course, all HGI doors come with our exclusive seven year finish warranty.


		*Pro-Match colors **No clad available for Pacific Blue.		

## Seven Year Finish Warranty

The wood grain embossed doors can also be stained with one of our seven hand-rubbed finishes and sealed with HOME GUARD's exclusive GuardCoat®. Choose from one of the beautiful stains below or combine solid color on one side and stain on the other. Whichever you choose, your finish is backed by our exclusive 7 Year Finish Warranty.



Colors shown are reproduced by the lithographic process and may vary from actual color. Please ask your dealer for the official HOME GUARD Pro-Match Color Chart for a more accurate representation of color.



Rose Wood

Colonial Oak

Cherry

English Walnut


Harvest Gold

Mahogany

Mystic Harbor  
(not available on steel doors)

# Specialty Hardware Options


HOME GUARD® offers a number of hardware choices to add the finishing touches of beauty and functionality to your door. Optional door knockers, magazine slots, kickplates and spring hinges are available for added security, utility and beauty. See your HOME GUARD® representative for a full selection of options and available finishes.




Magazine Slot • Opening Size: 2-1/4" X 11"\*



Spring Hinge\*



Kickplate\*



Wide Angle Peep Sight\*



Satin Nickel Knocker with Peep Sight\*

\* Available in Brass, Satin Nickel and Matte Black. See your HOME GUARD dealer for finish samples.



# Freedom Aluminum Petdoor

Pets crave freedom. This door gives your pet all the freedom he needs. This solid aluminum frame installs easily and the soft, transparent single flap provides a tight weather seal. The Freedom Aluminum door includes a locking panel that gives you the power to control when your pets can use the door.



X-LARGE  
Flap Opening Size: 13.75" X 23.75"



LARGE  
Flap Opening Size:  
10.25" X 16.25"



MEDIUM  
Flap Opening Size:  
8.25" X 12.25"



SMALL  
Flap Opening Size:  
5.25" X 8.125"



## PRODUCT FEATURES

- Solid aluminum construction
- Locking panel
- Color: White
- Transparent single flap for weather-tight seal

# HGI Premium ALUMINUM STORM DOORS



100



200



120



120SS



100



200



108



108SS



108



108SS  
Self-Storing



120PSS  
Also available with full glass  
and full screen (1202P)



1203PSS  
Also available with full glass  
and full screen (1403P)



120



120SS



120PSS



1203PSS




140



140SS



140



140SS  
Self-Storing



108V  
Vented-Interchangeable Screen  
and pan on lower vent



100WG  
Available Stain Door w/purchase of  
Stained HGI Entry Door



108V



100WG



1402PSS



1403PSS



1402PSS  
Self-Storing  
Also available with full glass  
and full screen (1402P)



1403PSS  
Self-Storing  
Also available with full glass  
and full screen (1403P)



## PRO•MATCH COLOR SYSTEM

The HGI exclusive color match system ensures that your powder coated storm door can match HGI entry doors, vinyl windows and sliding patio doors.

# Premium ALUMINUM STORM DOORS Features & Options

## Premium Hardware



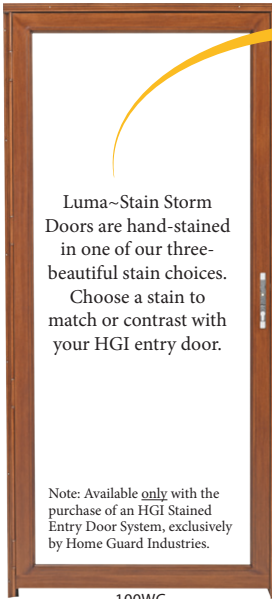
White Albany



Satin Nickel Mortise



Bright Brass Brookfield



Luma~Stain Storm Doors are hand-stained in one of our three-beautiful stain choices. Choose a stain to match or contrast with your HGI entry door.

Note: Available only with the purchase of an HGI Stained Entry Door System, exclusively by Home Guard Industries.

100WG



## Low Maintenance Powdercoat Finish



All HGI Self-Storing (Vented) doors are supplied with this Shark Tank phenomenon product. This durable, unique screen can be taken out or installed in five seconds.



Joe Artieri  
Inventor of Flexscreen

## Invisible.



We engineer storm doors for air, light, insulation and security. HGI doors offer all this and more...Our storm doors have narrow rails and are perfect matches to our entry door colors and stains. Show off your beautiful entry door and make your storm door invisible.

## More Air/More Light




HGI uses heavier frames and welds all corners, allowing for a narrower frame. A narrow frame equates to more air and more light. 12% more air. 12% more light. More of your main door is visible: 1.7 square feet more.

## Solid Construction




### Welded Corner

- No Air
- No Water
- Never Separates



### Screwed Together

- Rattles
- Separates
- Air & Water Enters



### Tempered Safety Glass

Heat-tempered safety glass ensures the safety of all family members and provides a clear weather shield that is three times stronger than regular glass.



### Non-Glare Fiberglass Screen

HGI's fiberglass screen won't dent or puncture like an aluminum screen and offers a clean, non-glare view.



### Arc-Welded Corners

HGI's metal inert gas (MIG) welded corners provide the strongest door available, in fact the corner is the strongest point on the door. Storm doors that are screwed together loosen, rattle & sag over time.



### Unique Pocket Hinge

Our nested hinge provides strength where it is needed most. As the frame of the door carries the weight, the hinges are not being pulled from the door during operation like competitors doors. Our hinges are self-lubricating and maintenance-free.




### Heavy-Duty Pneumatic Closures

Heavy-duty pneumatic closures with wind chains provide smooth easy closing with a pull-close feature to ensure proper latching.



### Choice of Hardware

Choose from our Albany in black or white, The Brookfield in six finishes or our Full Mortise Lever lock in three metallic finishes.



### 1 1/4" Thick .062" Heavy Gauge Aluminum

Our premium aluminum is dent resistant and sturdy enough to provide years of beauty and performance.



### Cove Molded Frame


Our unique cove molded frame profiles offer beauty and style to your front door.

## Screen & Glass Options




### Clearly Better Invisible Screen

Clearly Better<sup>®</sup> is a revolutionary screen material with high-tech fiber that allows excellent protection against unwanted pests, but appears very clear (nearly invisible). Ask to not see it today!



### Heavy-Duty Pet Screen

Pet Screen resists tears and punctures caused by pets. Made of strong vinyl-coated polyester, Pet Screen is seven times stronger than traditional screening.



### Tinted Glass

Optional Tinted Glass offers added privacy, creates energy efficiency, provides protection from the sun and reduces glare.

## Pet Door

Pet doors are available in our 120 and 140 series Energy Shield AlumiWeld Doors. Available in four sizes for dogs 15 to 220 lbs. (see page 45 for more details). The aluminum frame Freedom Pet Door allows your pet to get in and out on its schedule...not yours. Freedom Pet Doors are available in white only.




ES1203PDD



ES1403PDD



ES1403PDD



Contour panel dividers provide a rich look to door panels while adding rigidity to the already strong .0625" gauge kick pan.



Standard Door

Because AlumiWeld doors are structurally superior to screwed-together storm doors, the outer frame is narrower. The result is more glass, more light, more screen and more air.

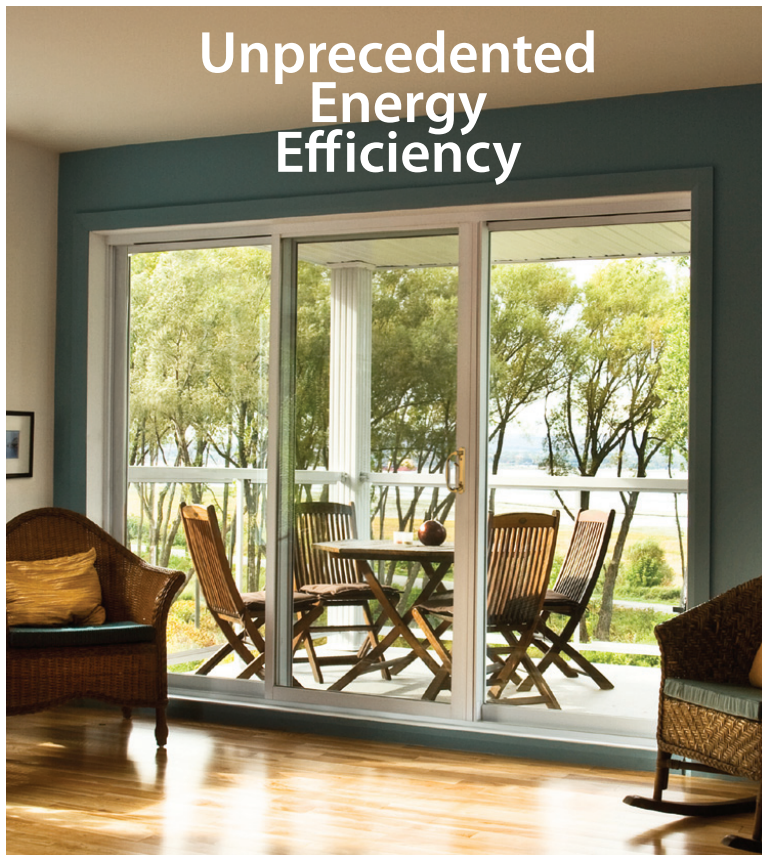


Kick panels feature a textured finish



# Premium

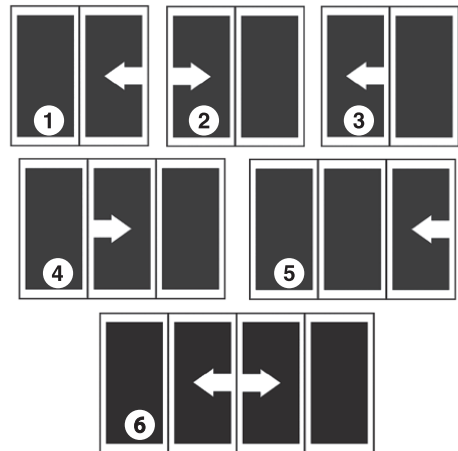
SLIDING PATIO DOORS



Unprecedented  
Energy  
Efficiency

### Multiple Configurations

This patio door series is available in 2-panel and 3-panel configurations, with a wide range of energy-smart glazing options and decorative grilles. Transoms with PXO bar available.



Available Standard Sizes		
	Order Size	Actual
1	5'	58 7/8" X 79 1/2"W
2	6'	70 7/8" X 79 1/2"W
3	8'	94 7/8" X 79 1/2"W
4	9'	105 7/8" X 79 1/2"W
5	9'	102 3/8" X 79 1/2"W
6	12'	138 3/8" X 79 1/2"W

Home Guard PVC Patio Doors are the quietest, most thermally efficient doors on the market today.


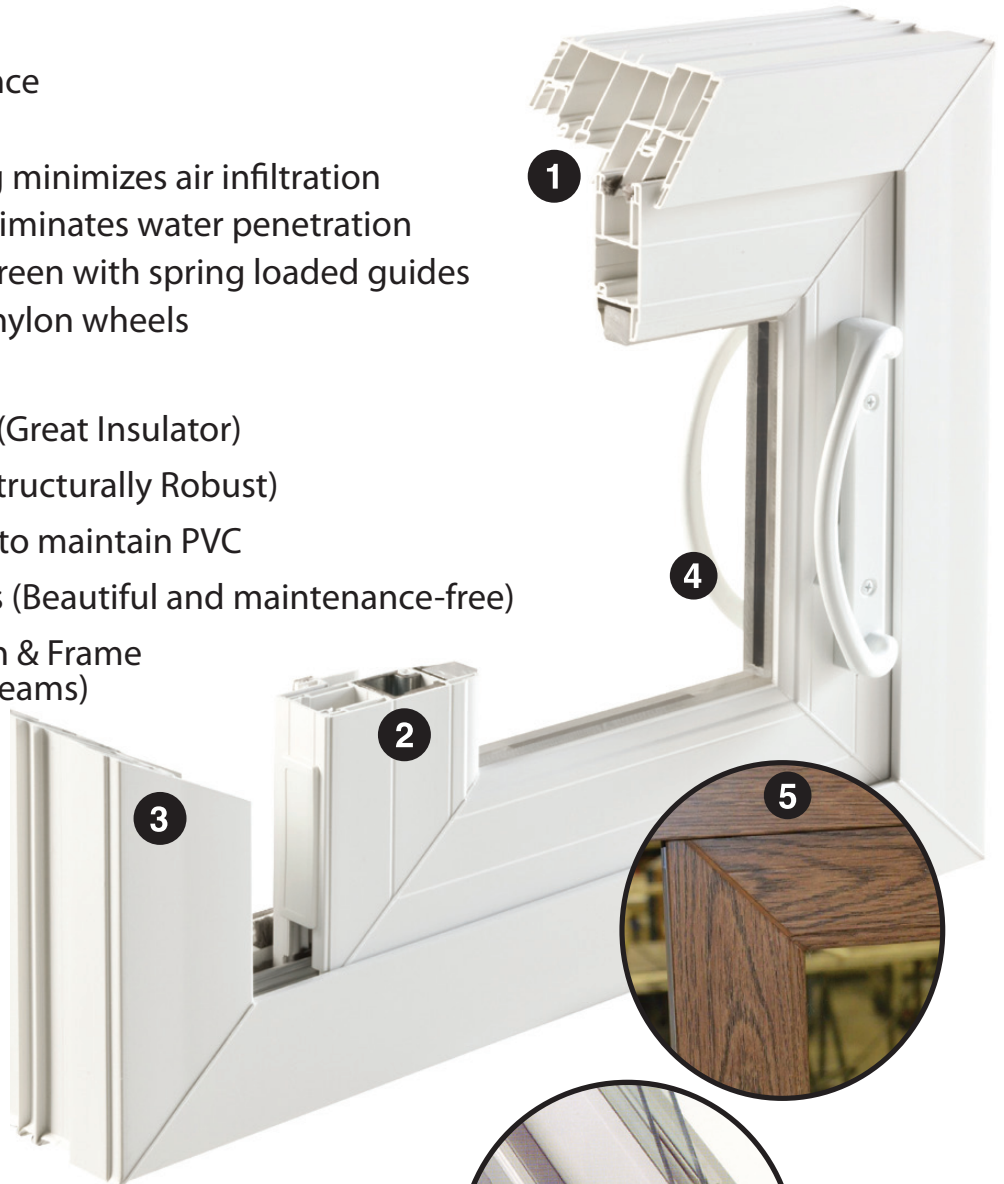
# WALK ON THE PREMIUM SIDE

Whether to the backyard or the pool, a Home Guard Premium Sliding Patio Door allows you to connect to your surroundings. Available in standard and custom sizes, the HGI Premium Sliding Patio Door features many unique options to deliver the ultimate in operation and performance.

- Traditional interior millwork panel design
- Contemporary styled Multi-Point handle
- Two, three, and four-panel configurations
- Three premium wood-grain interiors
- Three vinyl colors
- Unsurpassed performance
- Metal reinforced panels
- Triple weather-stripping minimizes air infiltration
- High performance sill eliminates water penetration
- Heavy duty extruded screen with spring loaded guides
- Patented dual-tandem nylon wheels
- Custom Sizes


DESIGN PRESSURE: DP 55

- 1 Multi-Cavity Design (Great Insulator)
- 2 Reinforced Panels (Structurally Robust)
- 3 Smooth, clean, easy to maintain PVC
- 4 Wood Grain Interiors (Beautiful and maintenance-free)
- 5 Shadow Groove Sash & Frame (No unsightly weld seams)



The HGI Door:  
More vinyl. More cavities.  
More structure. More insulation.

**Multi-Chamber Design**  
Our multi-chamber design reduces thermal exchange and, with more enclosed air space than other brands, increases insulation values. At lower right, a typical patio door.

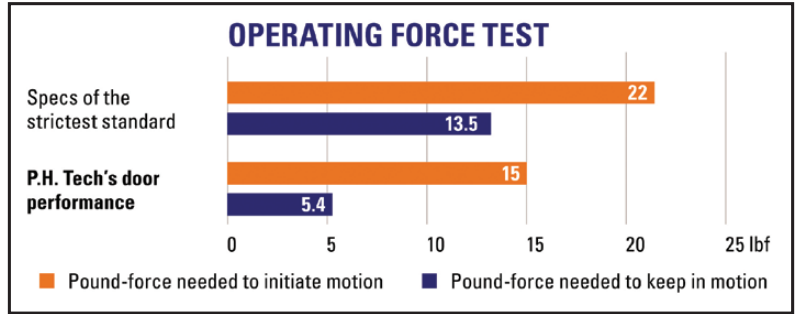


A typical patio door.

**Boasting a DP-55 rating, our Patio doors are built to withstand hurricane force winds in excess of 175 m.p.h.**



**Try the Home Guard fingertip test**  
 Bet you can open this door with just the tip of a finger!  
 The easiest door to operate in its category.



**Increased protection**

Fixed and mobile panel rails meet and interlock perfectly, making removal from outside almost impossible. Lower sill design provides safer entry and exit.

**Footlock for added security**

Add the optional footlock for increased security, ease of operation and peace of mind.



**PRO-MATCH COLOR SYSTEM**

All colors marked "\*" are Pro-Match colors.

**Pro Match Color System**

Our exclusive Pro Match color options are available to coordinate your patio door, entry doors and windows.

*This option is available on exterior only.*

*Note: Due to limitations in the printing process, colors may vary. Please see your HGI dealer for exact color samples.*



**Hardware Finish Options**



White (Standard)



Beige (Standard)



Black (Standard)



Black Nickel (Premium)



Brushed Chrome (Premium)



Oil Rubbed Bronze (Premium)



Bright Brass (Premium)



Antique Brass (Premium)



**Conservision 100**

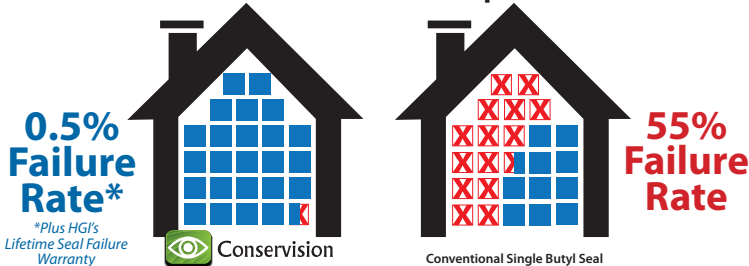
- 1" OA w/ 2 panels double strength
- 95% Plus Argon Filled
- 3 Layers of reflective silver
- Outperforms ordinary Low-e by 25%
- Best longevity in industry (by 900%)



**Conservision 800**

- Triple-pane performance in double-pane glass
- 3 Layers of reflective silver
- 2nd pane of glass with special hardcoat of indium tin oxide Low-e
- 18 Layer technology

**50 Year Seal Failure Comparison**



# OLD WORLD CRAFTSMANSHIP MEETS MODERN TECHNOLOGY



**HOME GUARD® Industries'** modern, 170,000 sq. ft. manufacturing facility is located on 22 acres right in the heart of the small community of Grabill, Indiana. Grabill is a quaint town of 900 residents, supported by antique and custom cabinet shops. The surrounding area has been farmed by generations of Amish families, well known for their detail and craftsmanship. The Grabill location provides HOME GUARD with the perfect atmosphere to produce custom window and door products with uncompromising efficiency, speed and quality.

## More High Quality Products from **HOME GUARD® INDUSTRIES, INC.**




Vinyl Windows



Security Storm Doors



Patio Doors



Round Top Doors



Welded Aluminum Storm Doors



**HOME GUARD® Industries, Inc**  
13101 South Main St. • Grabill, IN 46741  
(800) 525-1885  
[www.homeguardindustries.com](http://www.homeguardindustries.com)

